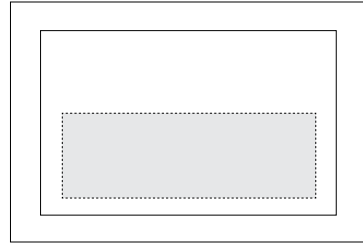


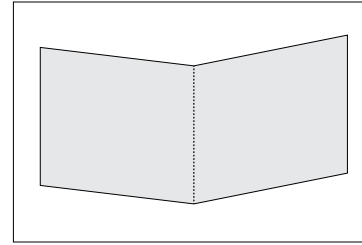
MAKING YOUR WAGE HOPE FLAG

What you'll need:

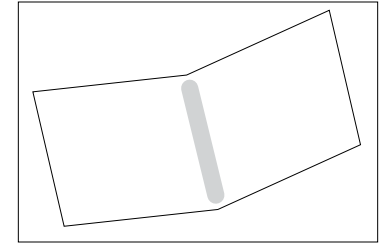
- This printed sheet
- A straw or unsharpened pencil
- Adhesive or two-sided tape
- **The hashtag – please use #WageHope when posting on social media pages.**



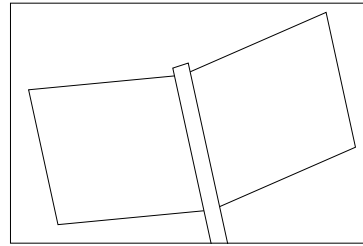
1) Cut out the printed flag shape



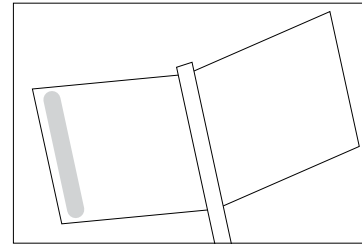
2) Fold along the center line



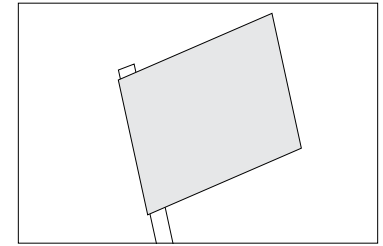
3) On back of the sheet, apply adhesive along the folded, center line



4) Adhere the pencil/straw to the adhesive



5) Place adhesive along outside edge



6) Fold over and pinch outside edges together

FOLD LINE

